

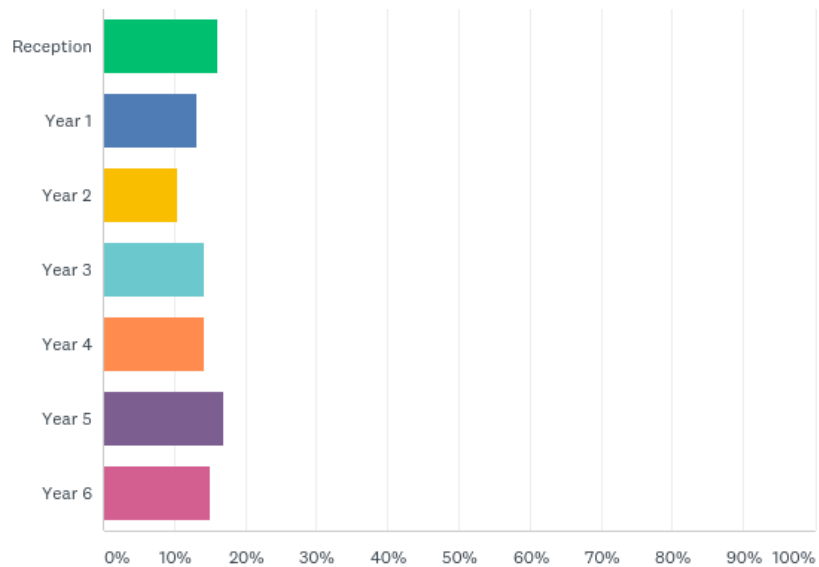


Ottershaw C of E Parent Survey February 2019

Saturday, March 02, 2019

Q1: Childs current school year?

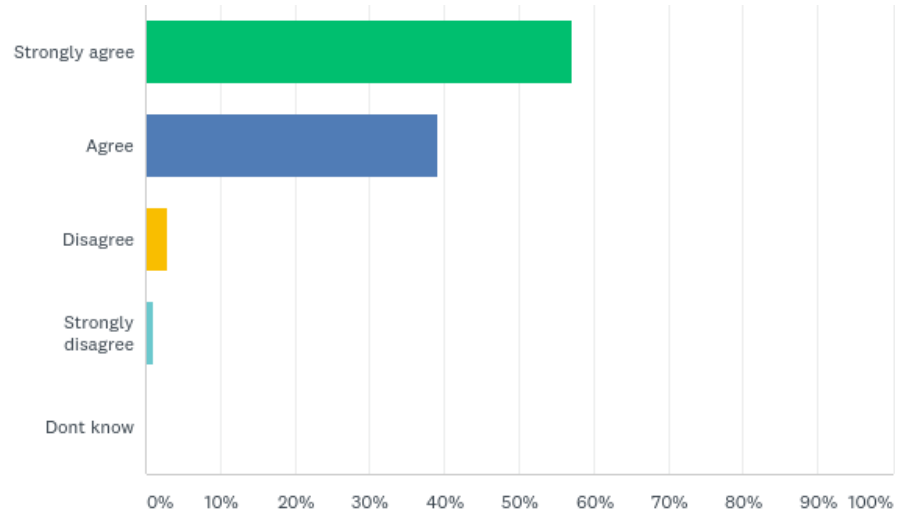
Answered: 106 Skipped: 1



ANSWER CHOICES	RESPONSES	
Reception	16.04%	17
Year 1	13.21%	14
Year 2	10.38%	11
Year 3	14.15%	15
Year 4	14.15%	15
Year 5	16.98%	18
Year 6	15.09%	16
TOTAL		106

Q2: My child is happy at this school

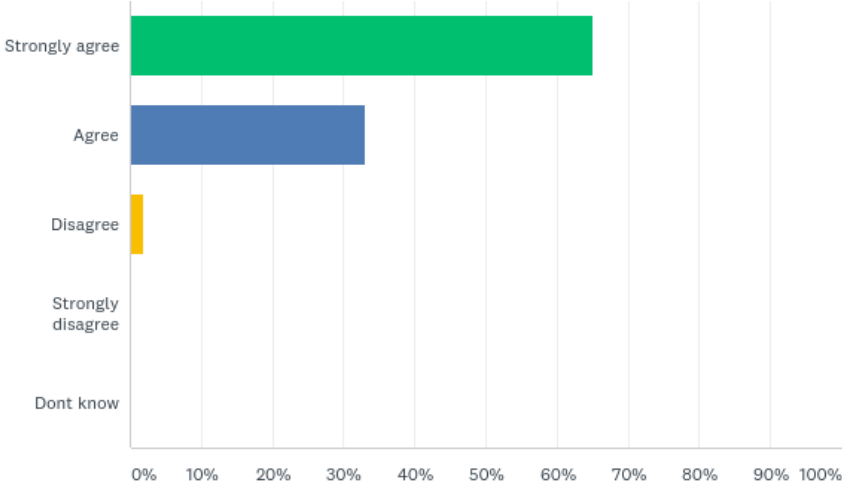
Answered: 105 Skipped: 2



ANSWER CHOICES	RESPONSES	
Strongly agree	57.14%	60
Agree	39.05%	41
Disagree	2.86%	3
Strongly disagree	0.95%	1
Dont know	0.00%	0
TOTAL		105

Q3: My child feels safe at this school

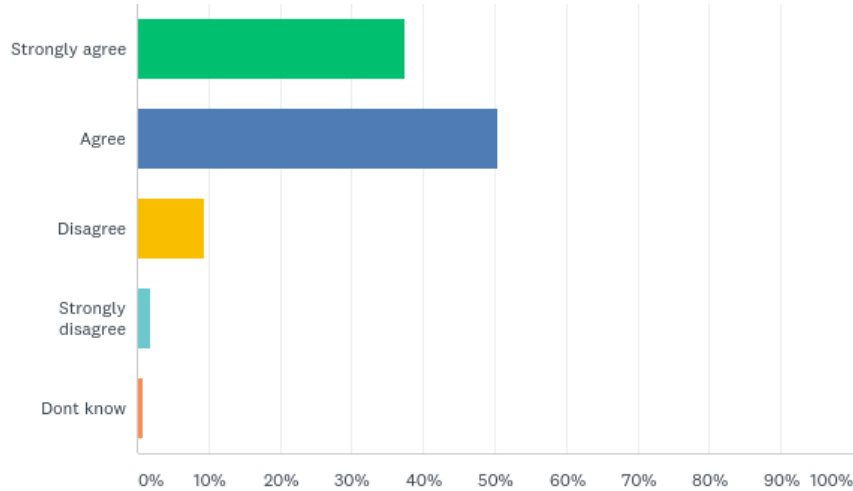
Answered: 106 Skipped: 1



ANSWER CHOICES	RESPONSES	
Strongly agree	65.09%	69
Agree	33.02%	35
Disagree	1.89%	2
Strongly disagree	0.00%	0
Dont know	0.00%	0
TOTAL		106

Q4: My child makes good progress at this school

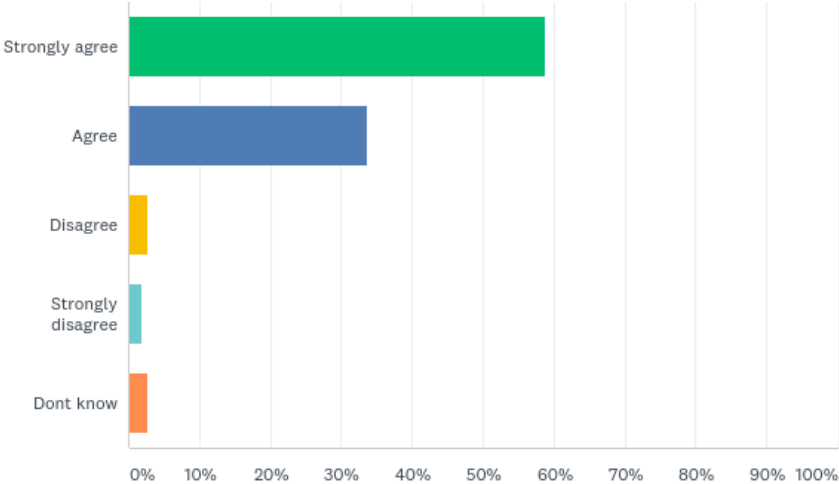
Answered: 107 Skipped: 0



ANSWER CHOICES	RESPONSES
Strongly agree	37.38% 40
Agree	50.47% 54
Disagree	9.35% 10
Strongly disagree	1.87% 2
Dont know	0.93% 1
TOTAL	107

Q5: My child is well looked after at this school

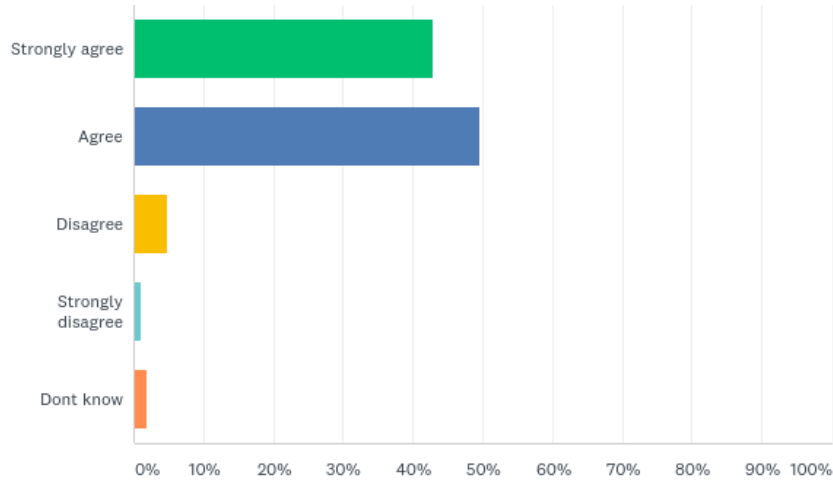
Answered: 107 Skipped: 0



ANSWER CHOICES	RESPONSES	
Strongly agree	58.88%	63
Agree	33.64%	36
Disagree	2.80%	3
Strongly disagree	1.87%	2
Dont know	2.80%	3
TOTAL		107

Q6: My child is taught well at this school

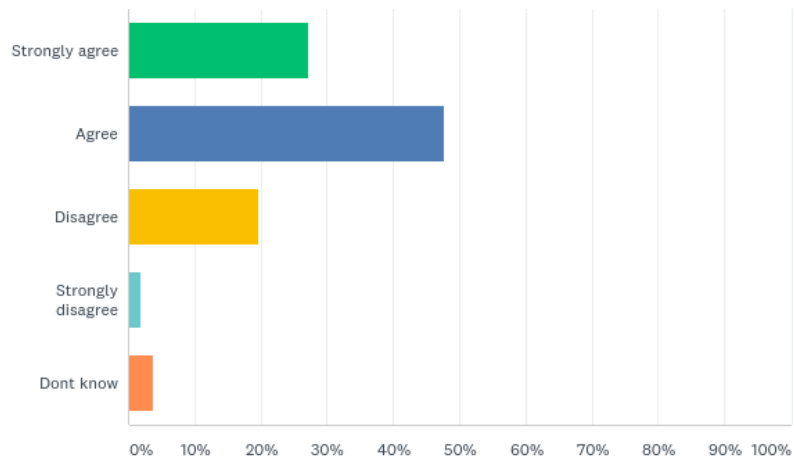
Answered: 105 Skipped: 2



ANSWER CHOICES	RESPONSES	
Strongly agree	42.86%	45
Agree	49.52%	52
Disagree	4.76%	5
Strongly disagree	0.95%	1
Dont know	1.90%	2
TOTAL		105

Q7: My child receives appropriate homework for their age

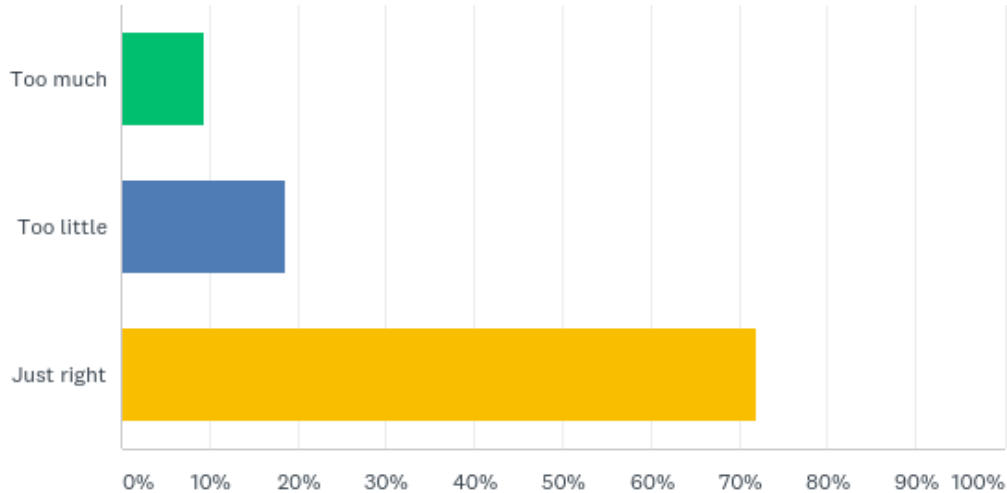
Answered: 107 Skipped: 0



ANSWER CHOICES	RESPONSES	
Strongly agree	27.10%	29
Agree	47.66%	51
Disagree	19.63%	21
Strongly disagree	1.87%	2
Dont know	3.74%	4
TOTAL		107

Q8: Do you feel the amount of homework your child receives is?

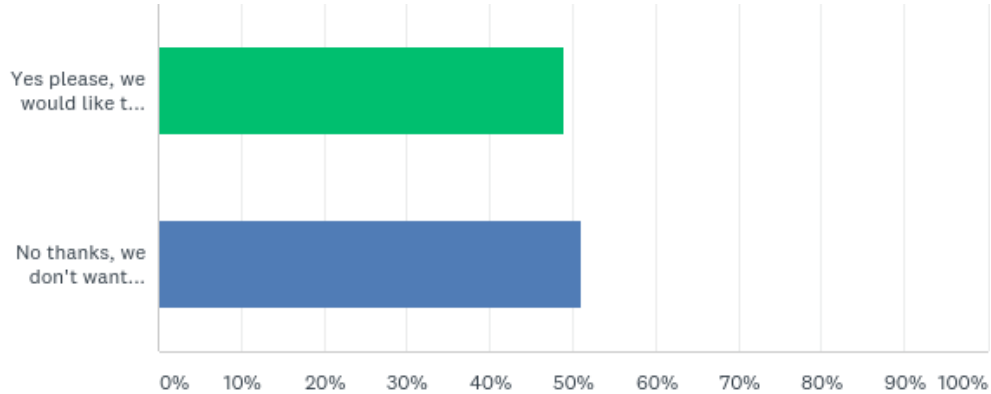
Answered: 107 Skipped: 0



ANSWER CHOICES	RESPONSES	
Too much	9.35%	10
Too little	18.69%	20
Just right	71.96%	77
TOTAL		107

Q9: Would you like to do homework over the weekend with your child?

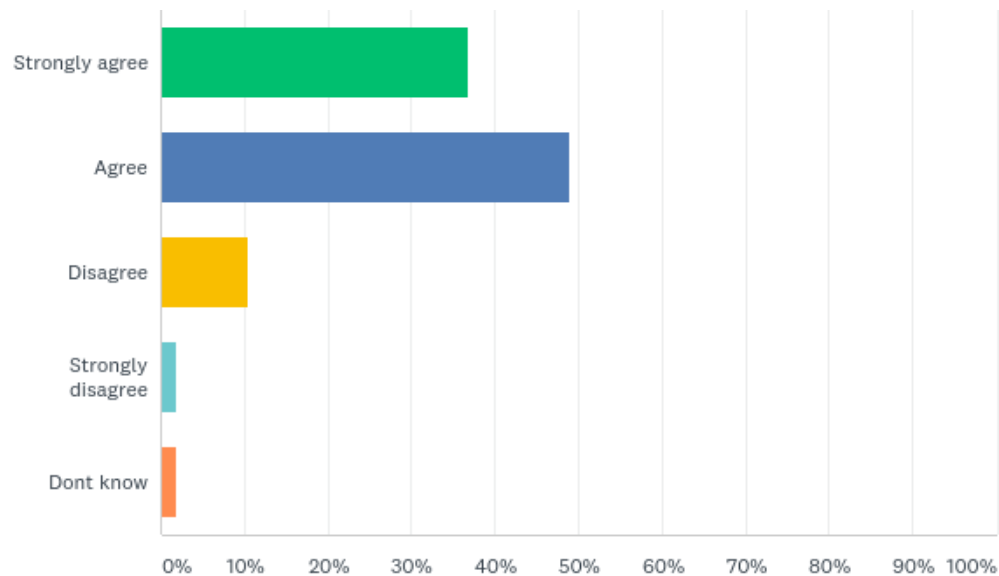
Answered: 102 Skipped: 5



ANSWER CHOICES	RESPONSES	
Yes please, we would like to do weekend homework	49.02%	50
No thanks, we don't want homework over the weekend	50.98%	52
TOTAL		102

Q10: This school makes sure its pupils are well behaved

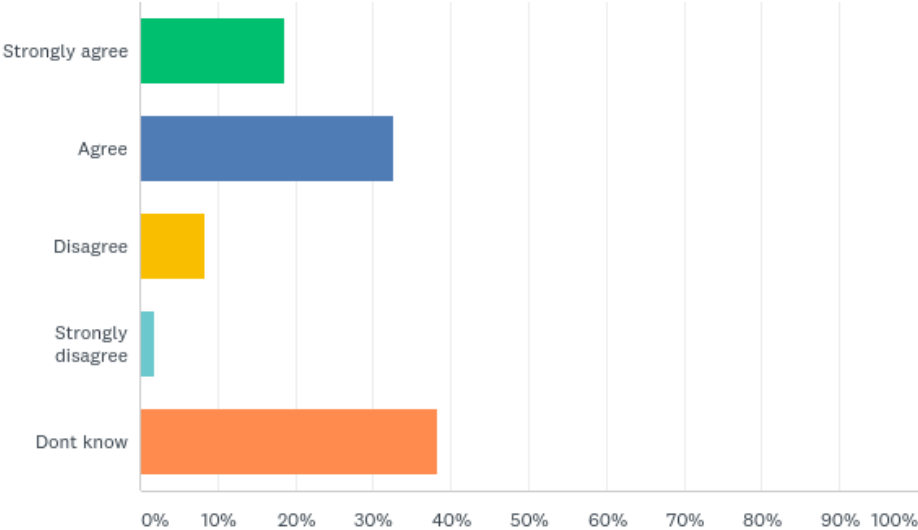
Answered: 106 Skipped: 1



ANSWER CHOICES	RESPONSES	
Strongly agree	36.79%	39
Agree	49.06%	52
Disagree	10.38%	11
Strongly disagree	1.89%	2
Dont know	1.89%	2
TOTAL		106

Q11: This school deals effectively with bullying

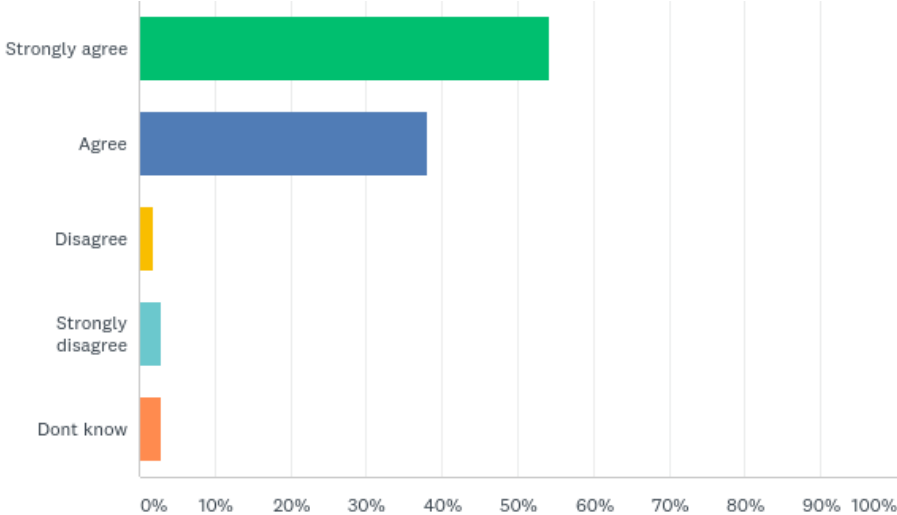
Answered: 107 Skipped: 0



ANSWER CHOICES	RESPONSES
Strongly agree	18.69% 20
Agree	32.71% 35
Disagree	8.41% 9
Strongly disagree	1.87% 2
Dont know	38.32% 41
TOTAL	107

Q12: This school is well led and managed

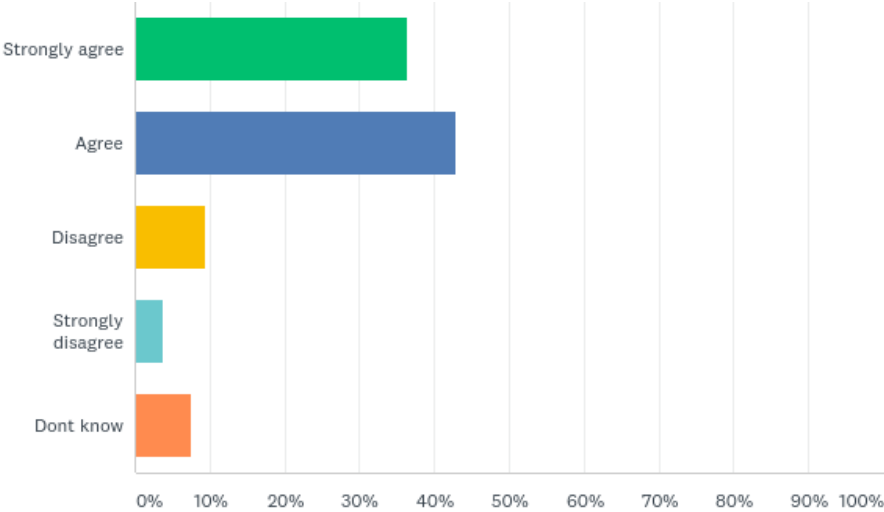
Answered: 105 Skipped: 2



ANSWER CHOICES	RESPONSES
Strongly agree	54.29% 57
Agree	38.10% 40
Disagree	1.90% 2
Strongly disagree	2.86% 3
Dont know	2.86% 3
TOTAL	105

Q13: The school responds well to any concerns I raise

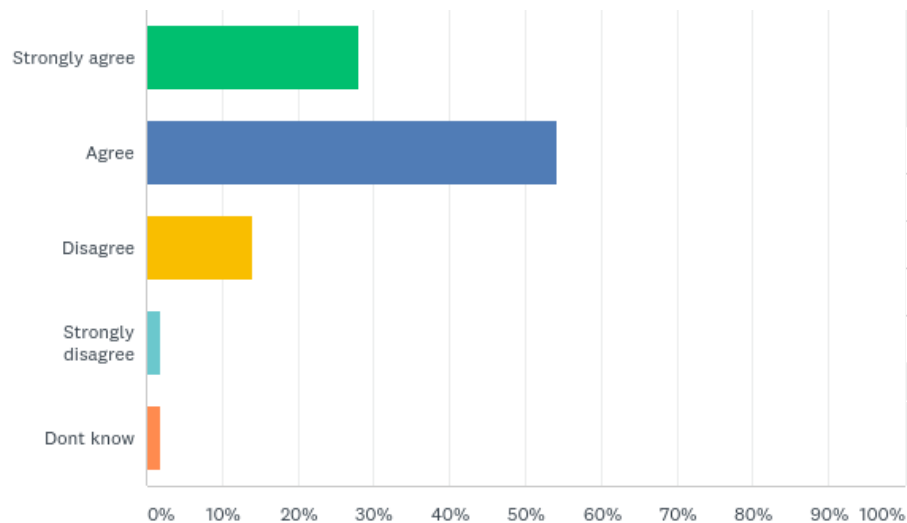
Answered: 107 Skipped: 0



ANSWER CHOICES	RESPONSES	
Strongly agree	36.45%	39
Agree	42.99%	46
Disagree	9.35%	10
Strongly disagree	3.74%	4
Dont know	7.48%	8
TOTAL		107

Q14: I receive valuable information from the school about my child's progress

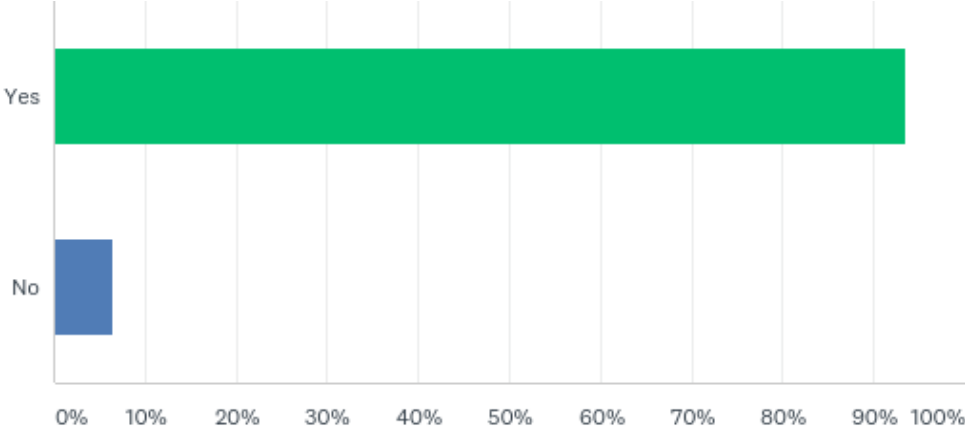
Answered: 107 Skipped: 0



ANSWER CHOICES	RESPONSES
Strongly agree	28.04% 30
Agree	54.21% 58
Disagree	14.02% 15
Strongly disagree	1.87% 2
Dont know	1.87% 2
TOTAL	107

Q15: Would you recommend this school to another parent?

Answered: 107 Skipped: 0



ANSWER CHOICES	RESPONSES	
Yes	93.46%	100
No	6.54%	7
TOTAL		107